

# NOVA PRO TIPMATIC SOFT-CLOSE S16/S19

Full extension slide 40/70 kg



- Mechanical opening system for handle-free fronts
- Combines Tipmatic function with Soft-close damping
- Simple assembly of the Tipmatic Soft-close unit
- Can be used for Nova Pro Soft-close full extension slides
- One unit for all nominal lengths and weight classes
- 3-stage adjustment of the opening force
- Large activation area with the synchronisation rod

#### Packaging unit (PU):

- 207 = 10 items in a cardboard box
- 211 = 20 items in a cardboard box
- 213 = 25 items in a cardboard box
- 223 = 100 items in a cardboard box
- 507 = 10 items in PE in a cardboard box
- 607 = 10 items in a cardboard box in a cardboard box

#### Notes:

- Used with cabinet side wall S16 and S19 mm
- Construction width 29 mm
- Refer to installation information

## ORDER INFORMATION

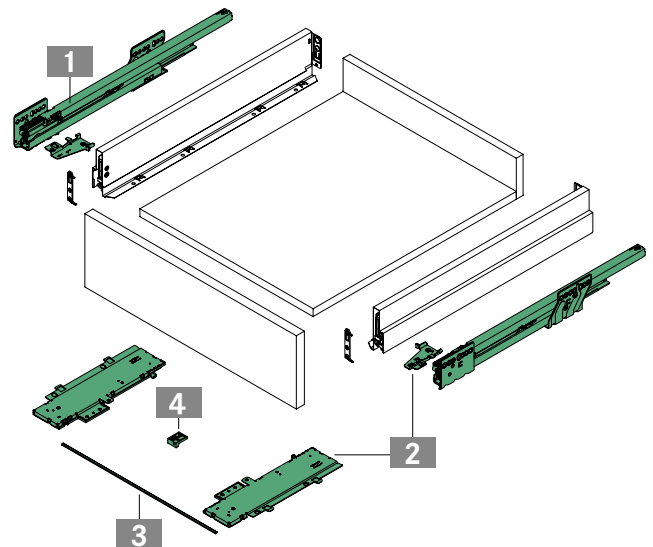
1 Nova Pro full extension slide Soft-close S16/S19 Set: one left, one right									
NL	40 kg				70 kg				
	Art.-no.	PU		Art.-no.	PU				
270*	F101108261	507	211	-					
300	F101108264	507	211	-					
350	F101108267	507	211	-					
400	F101108270	507	211	-					
450	F101108273	507	211	F101108285	507	211			
500	F101108276	507	211	F101108288	507	211			
550	F101108279	507	211	F101108291	507	211			
600	F101108282	507	211	F101108294	507	211			
650	-			F101108297	507	211			

\* Tipmatic Soft-close not possible with a steel back panel

2 Nova Pro Tipmatic Soft-close Set: unit and activator, one on each side left/right				3 Synchronisation rod for Nova Pro Tipmatic Soft-close Single item: for cutting to length		
Description	Art.-no.	PU		Description	Art.-no.	PU
For screw fixing	F102109293	607		Length: 962 mm	F102109393	207

4 Support for synchronisation rod Single item: for screw fixing			
Description	Art.-no.	PU	
from KB 800 mm	F102108021	207	223

Individual components			
Description	Art.-no.	PU	
Nova Pro Tipmatic Soft-close unit Set: one left, one right	F102109294	213	
Nova Pro Tipmatic Soft-close activator Set: one left, one right	F102109295	223	

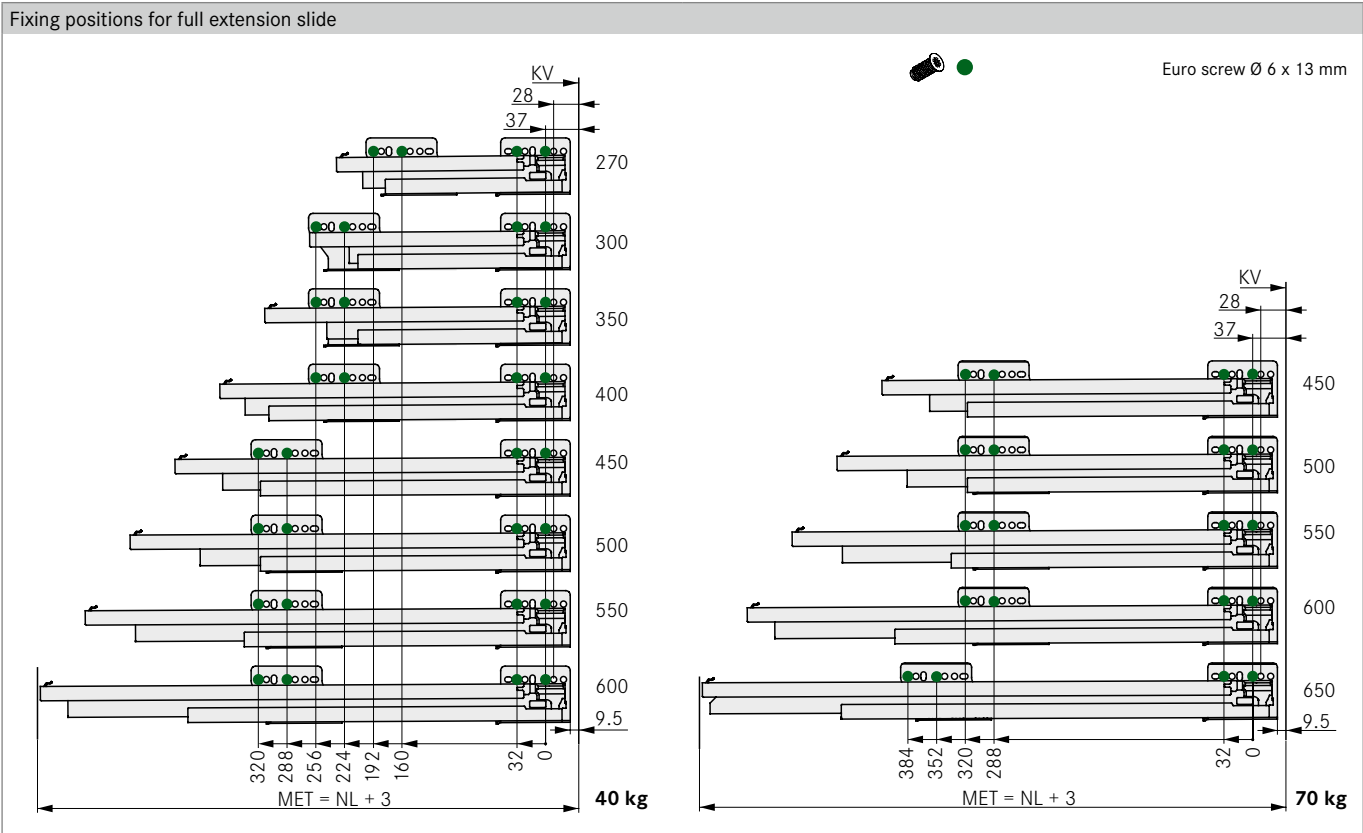
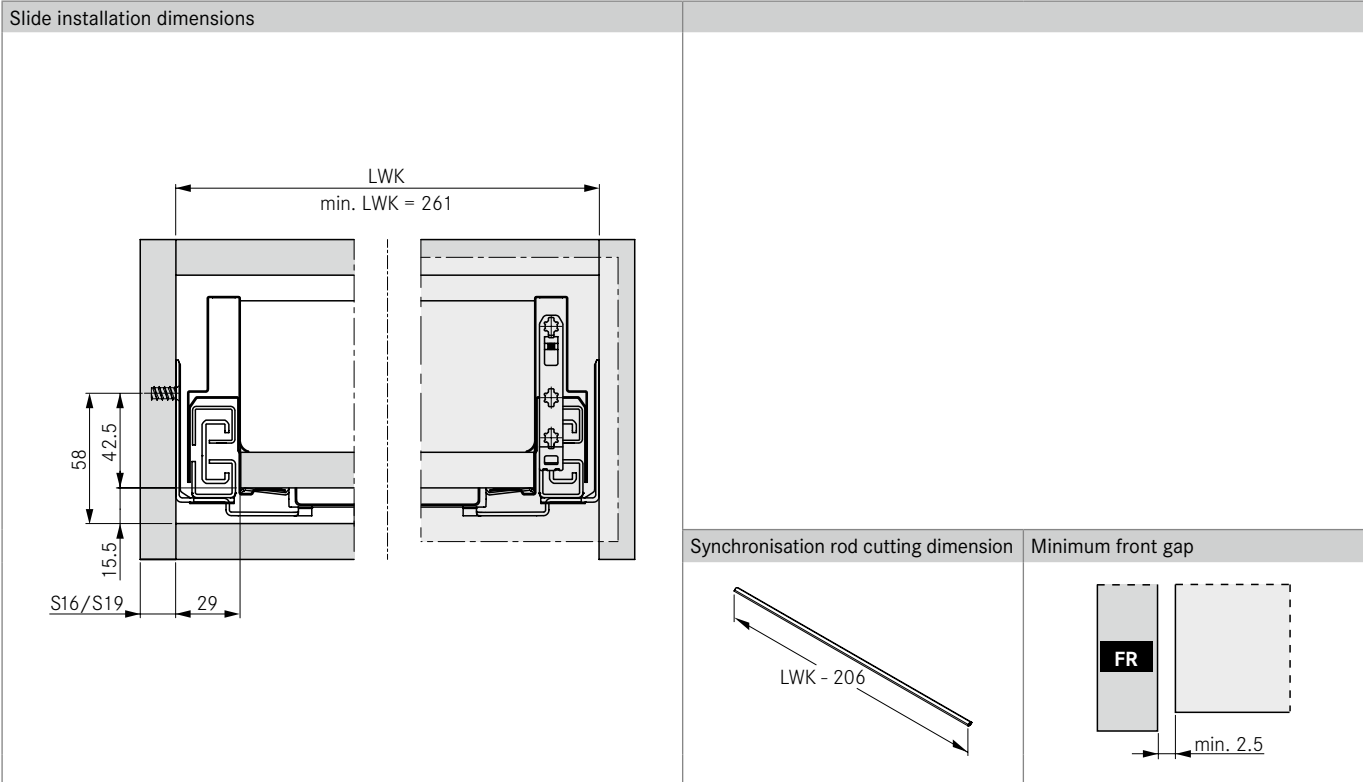


## PAGE REFERENCES

Drawer sides	13	Designer panels	64	Organising systems	103
Inset panels	42	Accessories	66	Assembly technology	116
Steel back panels	58	Technical information	74	Assembly aids	120

**PLANNING DIMENSIONS**

All dimensions in millimetres



**LEGEND**

FR	Front	MET	Minimum installation depth
KB	Cabinet width	NL	Nominal length
KV	Front edge of cabinet	S	Cabinet side wall
LWK	Inside cabinet width		